

FY2022 By the Numbers

Rhode Island Public Library Usage

WHAT CAN YOU FIND IN THE LIBRARY?

Access materials from across the state using your library card.



3,102,984

books
magazines
newspapers

136,774
physical
audiobooks



286,754
DVDs

195,772
eBooks, digital
audiobooks,
digital videos



8,658

Other materials
(games, hotspots,
museum passes,
fishing poles, etc.)

LENDING MATERIALS

5,994,346 items borrowed
(physical & electronic materials)



23 circulations per card holder

SHARING BETWEEN LIBRARIES

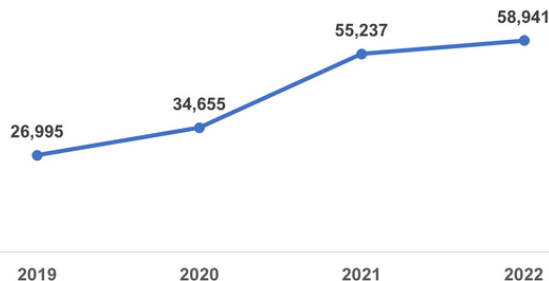
Libraries provided **1,023,685**
items to other libraries



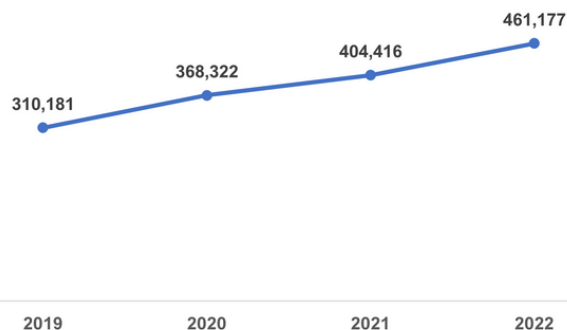
Libraries borrowed **1,027,983**
items from other libraries.

RI LOVES DIGITAL AUDIOBOOKS

Electronic audio collection increased by 118% since FY19. eAudio makes up 30% of RI's audiobook collection.

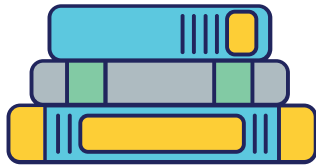


Electronic audio circulation increased 49% since FY19.



ECONOMIC VALUE

Municipalities spent **\$53.06 per capita** - less than 2 seasonal state beach passes.



Borrowing 4 museum passes and only 4 books per year saves a family of four an average of **\$150!**

PANDEMIC RECOVERY

Patrons used library computers **275,849** times in FY2022, an **increase of 72%** from FY2021.



Libraries reported **579,530** WiFi sessions, an **increase of 50%** from FY2021.

LIBRARY PROGRAMS

During FY22, in-person programs **rebounded** from pandemic-induced drop!




- **15,906** programs held at libraries - a **310%** increase from FY21.
- **639** library programs held offsite around communities, up from just 100 in FY21.



SUMMER READING

Children and Teens

- **14,278** participants
- **2,306** programs (in-person & virtual)
- **45,560** program attendance



Adult

- **2,715** participants
- **705** programs (in-person & virtual)
- **7,638** program attendance